



ODYSSEY

STEEL INC

**4550 Co Rd 7 NW
Brandon, MN 56315
Phone (320) 834 - 2006
Fax (320) 834 - 3389
www.odysseysteel.net**

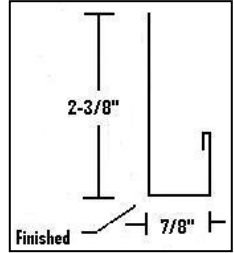
Odyssey Trim Sheets

*PRICES SUBJECT TO CHANGE

ITEM # DESCRIPTION 2021

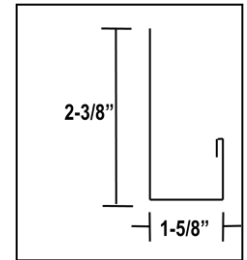
1212 7/8" J TRIM (10'6")

1213 7/8" J TRIM (12'6")



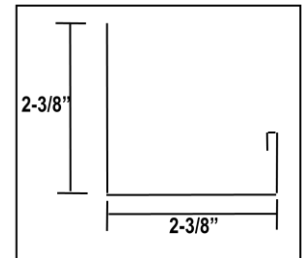
1300 1-5/8" J TRIM (10'6")

1301 1-5/8" J TRIM (12'6")

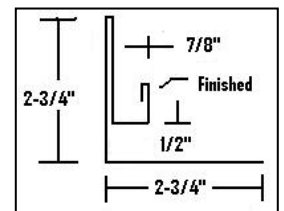


1302 2-3/8" J TRIM (10'6")

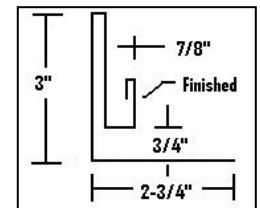
1303 2-3/8" J TRIM (12'6")



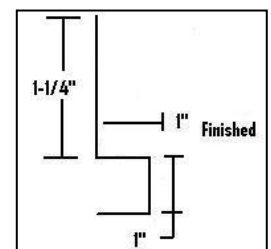
1247 2-3/4" DOUBLE J TRIM (10'6")
(for soffit)



1248 3" DOUBLE J TRIM (10'6")



1214 STARTER STRIP (10'6")

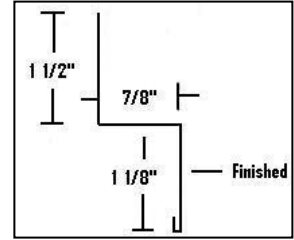


Odyssey Trim Sheets

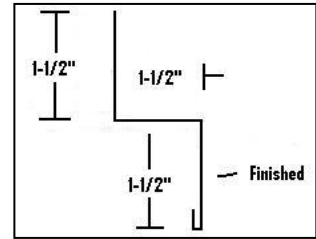
*PRICES SUBJECT TO CHANGE

ITEM # DESCRIPTION 2021

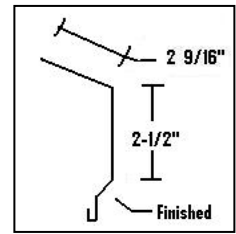
1216 7/8" DOUBLE ANGLE TRIM (10'6")



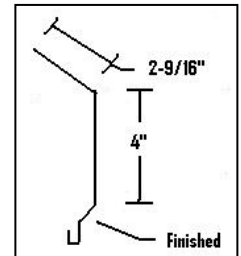
1218 1-1/2" DOUBLE ANGLE TRIM (10'6")



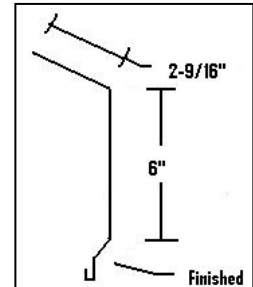
1222 2-1/2" EAVE TRIM (10'6")



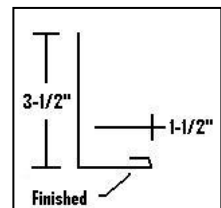
1219 4" EAVE TRIM (10'6")



1220 6" EAVE TRIM (10'6")



1292 3-1/2" FASCIA TRIM (10'6")

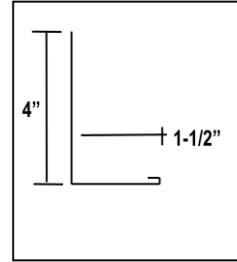


Odyssey Trim Sheets

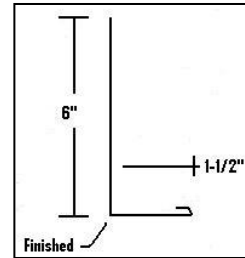
*PRICES SUBJECT TO CHANGE

ITEM # DESCRIPTION 2021

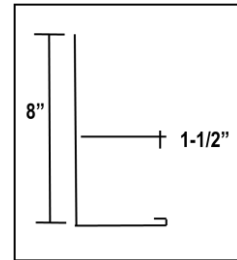
1310 4" FASCIA TRIM (10'6")



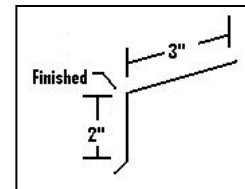
1251 6" FASCIA TRIM (10'6")



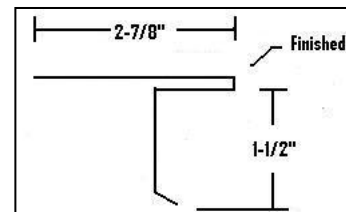
1490 8" FASCIA TRIM (10'6")



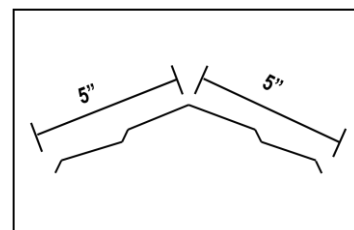
1257 GUTTER APRON (10'6")



1215 ROOF EDGE (10'6")



1299 10" HIP COVER (10'6")



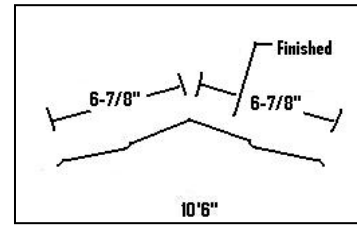
Odyssey Trim Sheets

*PRICES SUBJECT TO CHANGE

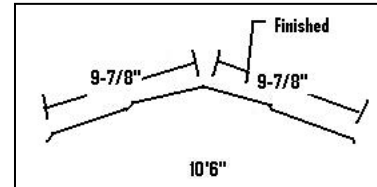
ITEM # DESCRIPTION

2021

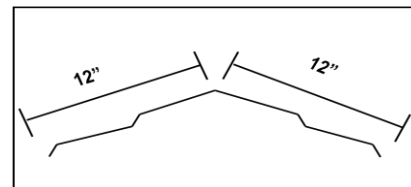
1223 14" RIDGE CAP (10'6")



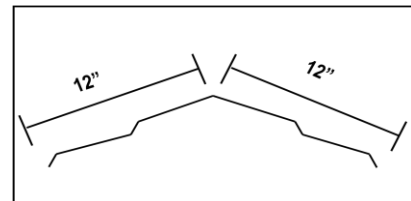
1224 20" RIDGE CAP (10'6")



1330 24" RIDGE CAP (10'6")



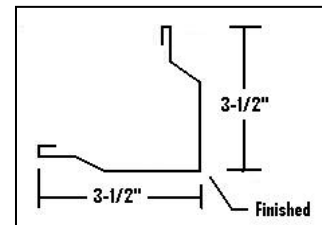
1225 24" SKYLITE RIDGE CAP (10'6")
White & Smoke



1226 24" SKYLITE RIDGE CAP (10'6")
Clear

1255 3"X3" RAKE & CORNER (10'6")

1294 3"X3" RAKE & CORNER (12'6")

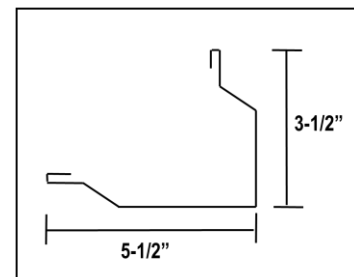


1340 3"X5" RAKE & CORNER (10'6")

1341 3"X5" RAKE & CORNER (12'6")

1342 3"X5" RAKE & CORNER (14'6")

1343 3"X5" RAKE & CORNER (16'6")



Odyssey Trim Sheets

*PRICES SUBJECT TO CHANGE

ITEM # DESCRIPTION

2021

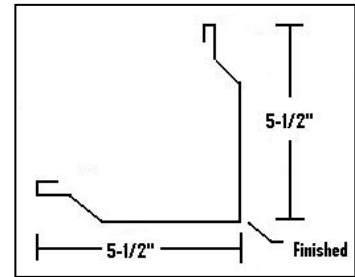
1227 5"X5" RAKE & CORNER (10'6")

1228 5"X5" RAKE & CORNER (12'6")

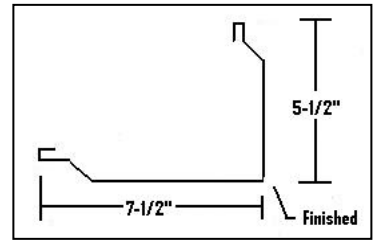
1229 5"X5" RAKE & CORNER (14'6")

1230 5"X5" RAKE & CORNER (16'6")

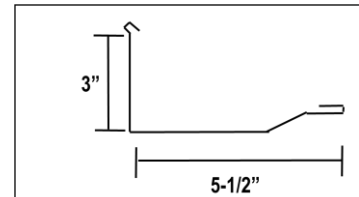
1231 5"X5" RAKE & CORNER (18'6")



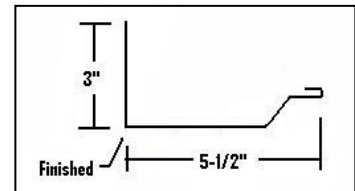
1254 5"X7" RAKE & CORNER (10'6")



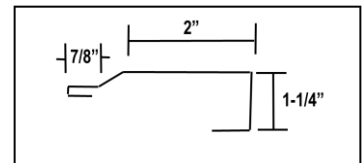
1350 RESIDENTIAL RAKE (10'6")



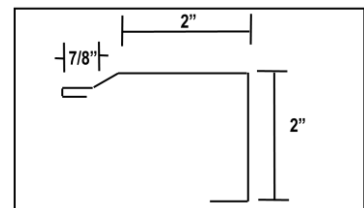
1268 UNIVERSAL RAKE (10'6")



1293 1-1/4" ROOF EDGE RAKE (10'6")



1360 2" ROOF EDGE RAKE (10'6")

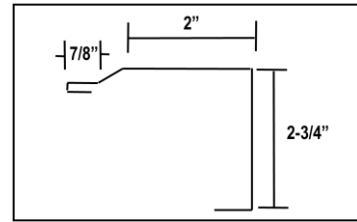


Odyssey Trim Sheets

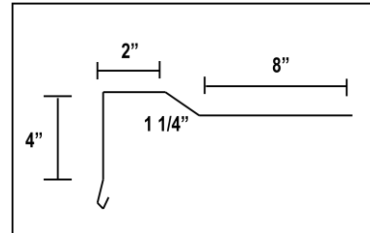
*PRICES SUBJECT TO CHANGE

ITEM # DESCRIPTION 2021

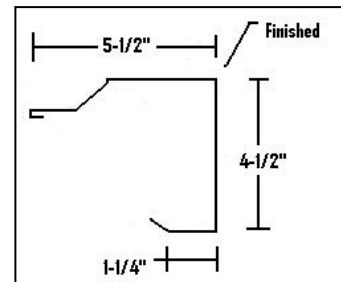
1361 2-3/4" ROOF EDGE RAKE (10'6")



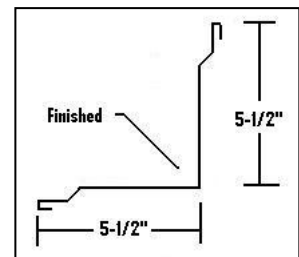
1480 4" PROW TRIM (10'6")



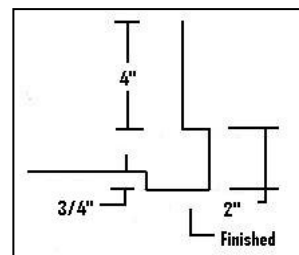
1232 BOXED END FASCIA (10'6")



1252 INSIDE CORNER (10'6")



1253 BULL NOSE TRIM (10'6")

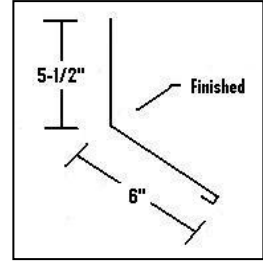


Odyssey Trim Sheets

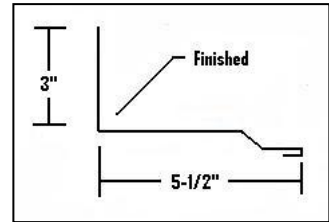
*PRICES SUBJECT TO CHANGE

ITEM # DESCRIPTION 2021

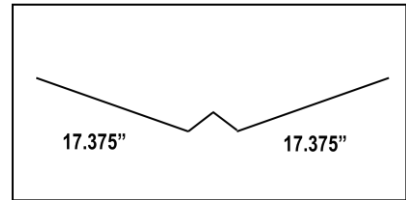
1249 ENDWALL SIDEWALL (10'6")



1266 UNIVERSAL SIDEWALL (10'6")

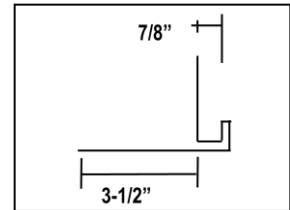


1267 VALLEY TRIM (10'6")



1286 3-1/2" DOOR TRIM (10'6")

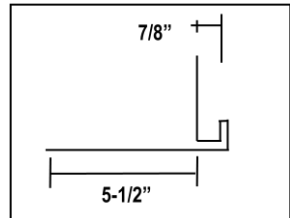
1287 3-1/2" DOOR TRIM (12'6")



1370 5-1/2" DOOR TRIM (10'6")

1371 5-1/2" DOOR TRIM (12'6")

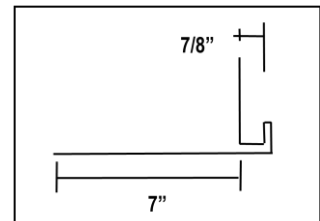
1372 5-1/2" DOOR TRIM (14'6")



1243 7" DOOR TRIM (10'6")

1244 7" DOOR TRIM (12'6")

1290 7" DOOR TRIM (14'6")



Odyssey Trim Sheets

*PRICES SUBJECT TO CHANGE

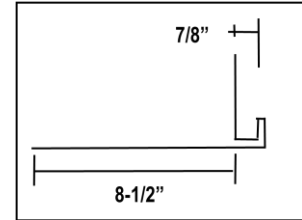
ITEM # DESCRIPTION

2021

1380 8-1/2" DOOR TRIM (10'6")

1381 8-1/2" DOOR TRIM (12'6")

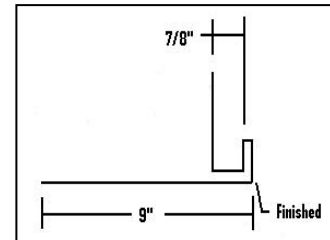
1382 8-1/2" DOOR TRIM (14'6")



1245 9" DOOR TRIM (10'6")

1246 9" DOOR TRIM (12'6")

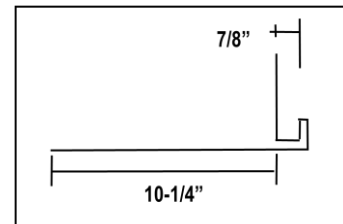
1291 9" DOOR TRIM (14'6")



1390 10-1/4" DOOR TRIM (10'6")

1391 10-1/4" DOOR TRIM (12'6")

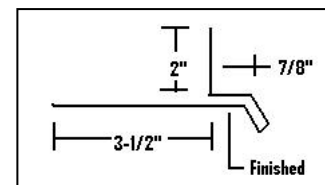
1392 10-1/4" DOOR TRIM (14'6")



1283 3-1/2" O-H DOOR WITH DRIP (10'6")

1284 3-1/2" O-H DOOR WITH DRIP (12'6")

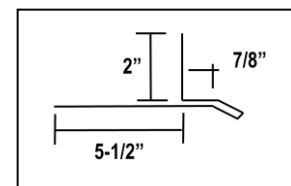
1285 3-1/2" O-H DOOR WITH DRIP (14'6")



1400 5-1/2" O-H DOOR WITH DRIP (10'6")

1401 5-1/2" O-H DOOR WITH DRIP (12'6")

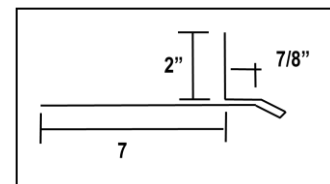
1402 5-1/2" O-H DOOR WITH DRIP (14'6")



1277 7" O-H DOOR WITH DRIP (10'6")

1278 7" O-H DOOR WITH DRIP (12'6")

1279 7" O-H DOOR WITH DRIP (14'6")

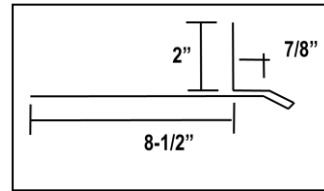


Odyssey Trim Sheets

*PRICES SUBJECT TO CHANGE

ITEM # DESCRIPTION 2021

1410 8-1/2" O-H DOOR WITH DRIP (10'6")



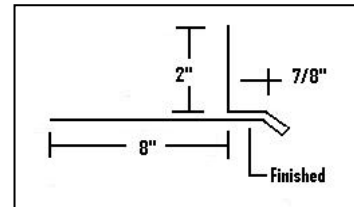
1411 8-1/2" O-H DOOR WITH DRIP (12'6")

1412 8-1/2" O-H DOOR WITH DRIP (14'6")

1280 9" O-H DOOR WITH DRIP (10'6")

1281 9" O-H DOOR WITH DRIP (12'6")

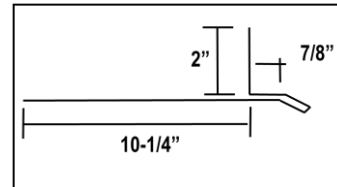
1282 9" O-H DOOR WITH DRIP (14'6")



1420 10-1/4" O-H DOOR WITH DRIP (10'6")

1421 10-1/4" O-H DOOR WITH DRIP (12'6")

1422 10-1/4" O-H DOOR WITH DRIP (14'6")

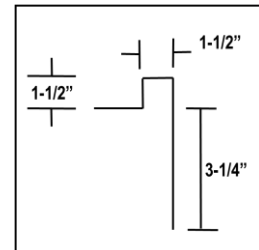


1271 3-1/4" DOOR JAM TRIM (10'6")

1272 3-1/4" DOOR JAM TRIM (12'6")

1273 3-1/4" DOOR JAM TRIM (14'6")

1274 3-1/4" DOOR JAM TRIM (16'6")

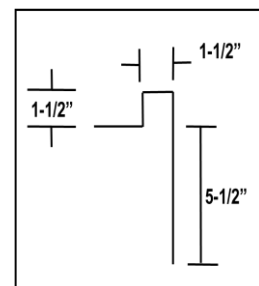


1430 5-1/2" DOOR JAM TRIM (10'6")

1431 5-1/2" DOOR JAM TRIM (12'6")

1432 5-1/2" DOOR JAM TRIM (14'6")

1433 5-1/2" DOOR JAM TRIM (16'6")

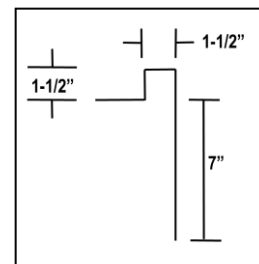


1235 7" DOOR JAM TRIM (10'6")

1236 7" DOOR JAM TRIM (12'6")

1237 7" DOOR JAM TRIM (14'6")

1238 7" DOOR JAM TRIM (16'6")



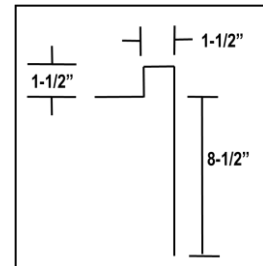
Odyssey Trim Sheets

*PRICES SUBJECT TO CHANGE

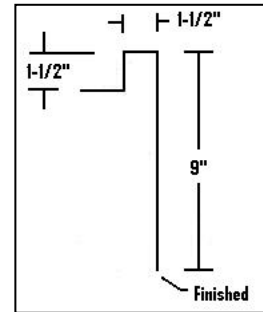
ITEM # DESCRIPTION

2021

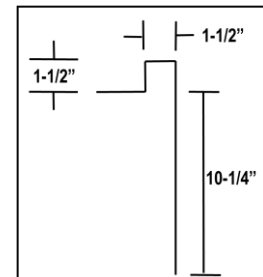
- 1440 8-1/2" DOOR JAM TRIM (10'6")
- 1441 8-1/2" DOOR JAM TRIM (12'6")
- 1442 8-1/2" DOOR JAM TRIM (14'6")
- 1443 8-1/2" DOOR JAM TRIM (16'6")



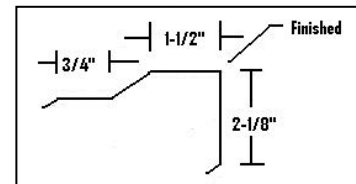
- 1239 9" DOOR JAM TRIM (10'6")
- 1240 9" DOOR JAM TRIM (12'6")
- 1241 9" DOOR JAM TRIM (14'6")
- 1242 9" DOOR JAM TRIM (16'6")



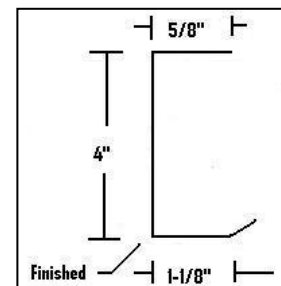
- 1450 10-1/4" DOOR JAM TRIM (10'6")
- 1451 10-1/4" DOOR JAM TRIM (12'6")
- 1452 10-1/4" DOOR JAM TRIM (14'6")
- 1453 10-1/4" DOOR JAM TRIM (16'6")



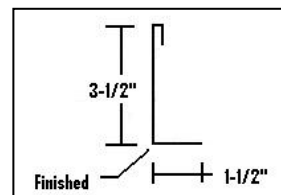
- 1233 VERTICAL DOOR TRIM (10'6")



- 1217 POST COVER (10'6")



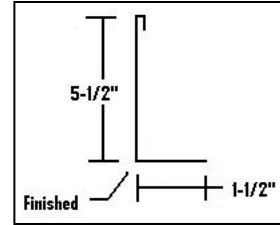
- 1259 3-1/2" POST TRIM (10'6")



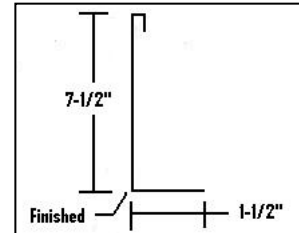
Odyssey Trim Sheets

*PRICES SUBJECT TO CHANGE

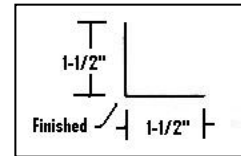
1260 5-1/2" POST TRIM (10'6")



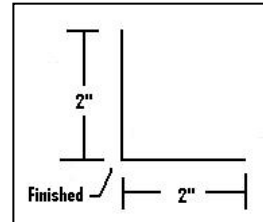
1261 7-1/2" POST TRIM (10'6")



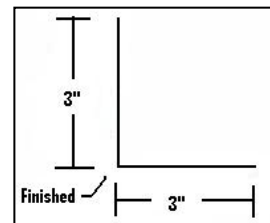
1262 1-1/2" ANGLE FLASHING (10'6")



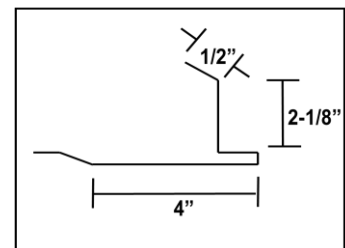
1263 2" ANGLE FLASHING (10'6")



1264 3" ANGLE FLASHING (10'6")



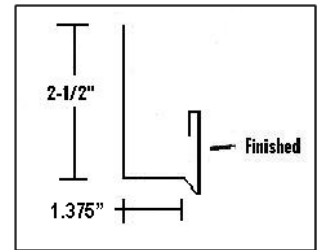
1234 ASTRAGAL TRIM (10'6")



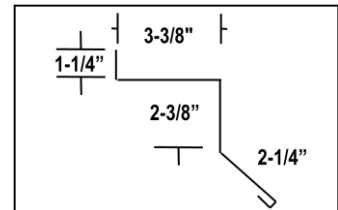
Odyssey Trim Sheets

*PRICES SUBJECT TO CHANGE

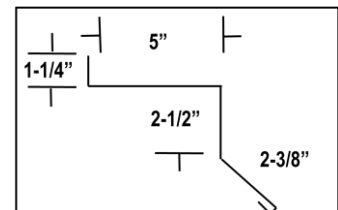
1258 DOOR HEADER (10'6")



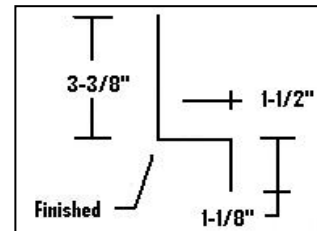
1250 3-1/2" TRACK COVER (10'6")



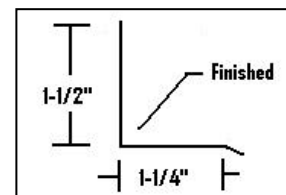
1460 5" TRACK COVER (10'6")



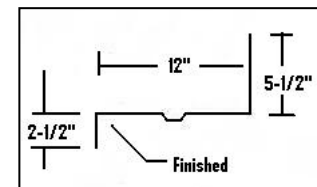
1221 TRACK BOARD COVER TRIM (10'6")



1256 DRIP CAP TRIM (10'6")



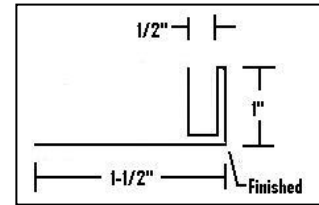
1265 SOFFIT TRIM (10'6")



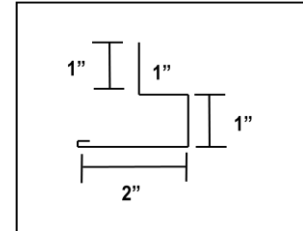
Odyssey Trim Sheets

*PRICES SUBJECT TO CHANGE

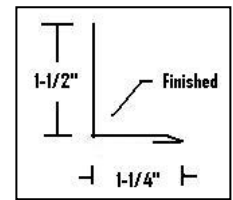
1270 F TRIM (10'6")



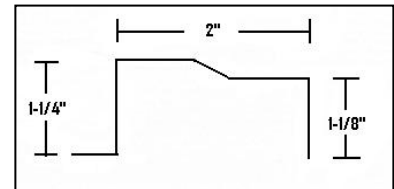
1500 SOFFIT FINISHER (10'6")



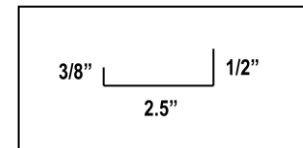
1269 SIDEWALL FLASHING (10'6")



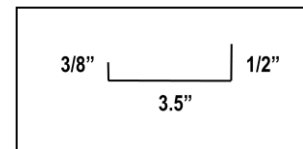
1289 STEEL BRICK MOLD COVER (10'6")



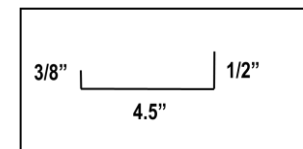
1470 4-9/16" DOOR JAM TRIM (10'6")



1471 5-9/16" DOOR JAM TRIM (10'6")



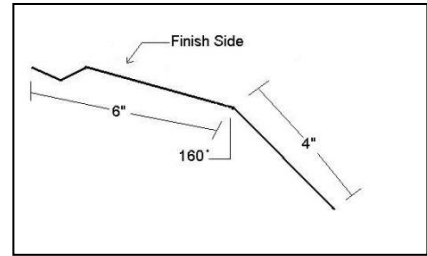
1297 6-9/16" DOOR JAM TRIM (10'6")



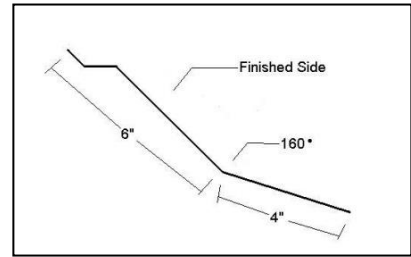
Odyssey Trim Sheets

*PRICES SUBJECT TO CHANGE

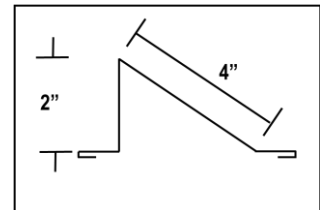
1295 OUTSIDE GAMBREL TRIM (10'6")



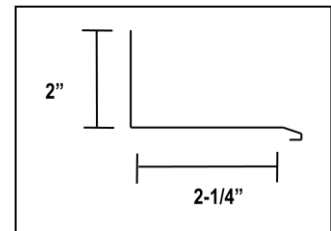
1296 INSIDE GAMBREL TRIM (10'6")



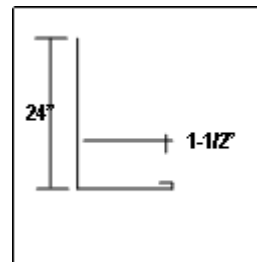
1298 SNOW SHIELD (12'6")



1510 BRICK LEDGE (10'6")



1524 24" FASCIA (10'6")



1530 STANDING SEAM SNOW STOP (12'6")

